

PAGANI®

GEOTECHNICAL EQUIPMENT



PAGANI



TG63-100



STATIC and DYNAMIC PENETROMETRIC TESTS IN A SINGLE MACHINE

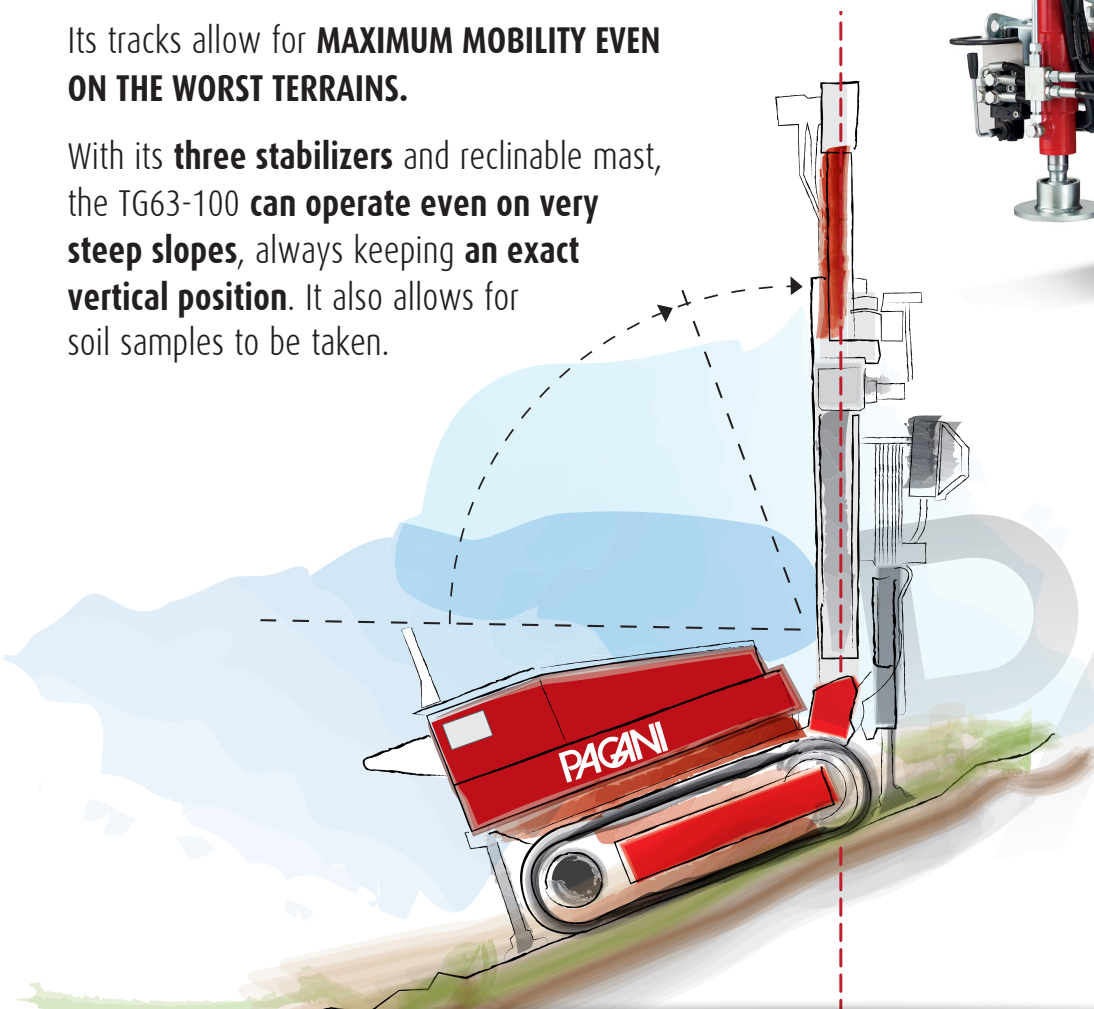
Extremely high performance for **in situ static and dynamic tests in an EASILY TRANSPORTABLE compact structure.**

Thanks to its semi-automatic anchoring system, **IT CAN BE HANDLED BY A SINGLE OPERATOR** and it's a great solution for all those drawbacks which often limit the diffusion of STATIC TESTS, CONSIDERED AS SOME OF THE MOST VALID ONES FOR UNDERSTANDING THE SOIL AND SUBSOIL.

THE TEST TIMES ARE DRASTICALLY REDUCED

Its tracks allow for **MAXIMUM MOBILITY EVEN ON THE WORST TERRAINS.**

With its **three stabilizers** and reclinable mast, the TG63-100 **can operate even on very steep slopes**, always keeping **an exact vertical position**. It also allows for soil samples to be taken.






SUITED TO ANY SITUATION

The TG63-100 can be configured on request for continuous dynamic (average efficiency 78%), or static/dynamic penetrometric tests. The static tests can be carried out with a mechanical cone (CPTm), or digital probes like the piezocone (CPTu), and combined also with a seismic module (S-CPTu) to get a better understanding of the soil. The static/dynamic method allows information to be obtained along verticals consisting of soil with different mechanical characteristics (from very soft to very hard and compact), while it is possible to overcome particularly hard layers thanks to a rotation head which allows for pre-drilling (optional).




CPTu



S-CPTu



AVAILABLE VERSIONS



With DP configuration
(Dynamic test)



With CPT+DP configuration
(Static-dynamic test)

CPT TESTS

Maximum thrust capacity (kN) - (pounds)	100 - 22481
Maximum extraction capacity (kN) - (pounds)	120 - 26977
Test speed (cm/s) - (foot/s)	2 - 0.065
Selector for CPTm tests with load cell and electronic board for manual data acquisition. Maximum thrust readable from the load cell (kN) - (pounds)	100 - 22481

DP TESTS

The following tests can be performed:

	Hammer		Fall height		Rods		Cone	
DPSH (standard)	63.5 kg	140 pound	750 mm	29.5 inch	Ø32 mm	1,26 inch	20 cm ² 3.2 inch ²	90°
DPH (optional)	50 kg	110 pound	500 mm	19.6 inch	Ø32 mm	1.26 inch	15 cm ² 2.4 inch ²	90°
DPM (optional)	30 kg	66 pound	500 mm	19.6 inch	Ø32 mm	1.26 inch	15 cm ² 2.4 inch ²	90°

ENGINE

Type	4-stroke, 2 cylinders V 60°, unleaded petrol, forced air-cooling and muffler
Starter	Electric and hand
Power (Hp) - (kW)	16 - 11.8 @ 3600 rpm
Displacement (cm ³) - (in ³)	480 - 29.3
Air filter	Slip-on pre-filter and cartridge filter
Consumption (litres/hour) - (US gallons/hour)	Variable from 1.92 - 0.50 to 3.78 - 0.99 depending on power requested

ENGINE TOOLS

Engine oil pressure indicator - Ignition block with key - Analogue hour counter

ELECTRIC SYSTEM

Battery	1 12V - 33Ah - without maintenance
Battery isolator	Manually controlled

HYDRAULIC SYSTEM

Circuit capacity (litres) - (US gallons)	10 - 2.64
Heat exchanger	Air-oil with extractor fan. IP65 level of protection
Maximum operating pressure (bar) - (psi) - (kPa)	245 - 3553 - 24500
Pumps	2 in-line pumps
Filter	Cartridge filter with 25µm filtering capacity

TRAVEL

Type	Hydrostatic with planetary reduction gear and negative brake
Track type	In rubber
Tightener wheel	Pre-loaded spring
Speed (km/hour) - (miles/hour)	1.8 - 1.1
Max. forward slope	25%
Max. lateral slope	10%

CYLINDER UNIT

Maximum pushing speed (cm/s) – (foot/s)	13 – 0.426
Maximum extraction speed (cm/s) – (foot/s)	10 – 0.328
Lift and thrust unit piston stroke (mm) - (inch)	1311 – 51.61

STABILIZERS

3 with hydraulic action with articulated feet

ANCHORING SYSTEM

Screwing/unscrewing of anchoring screws	Via gear motor (1 per carriage)
Number of anchoring carriages	2, one for each side of the penetrometer
Anchoring torque (kgm) – (inch-pound) – (Nm)	150 – 13019 – 1472
Anchoring type	Modular
Serial screw rods (mm) – (inch)	Ø100x750 – Ø3.9x29.5
Serial screw rods (mm) – (inch)	Ø100x1000 – Ø3.9x39.3
Anchoring screw speed (rpm)	23

NOISE

L _{wac} (dB)	108 (ISO 3744)
-----------------------	----------------

REFUELLING

Fuel tank capacity (litres) – (US gallons)	7 – 1.8
Hydraulic oil tank capacity (litres) – (US gallons)	27 – 7.13

FRAME COLOUR

Standard colour	Ruby red RAL 3003
-----------------	-------------------

EMERGENCY EQUIPMENT

First aid kit and cat. A-B-C 1kg extinguisher

DOCUMENTATION

Penetrometer user's manual, engine user's manual, certificate booklet and DVD video training


PLATES

There are engraved aluminium plates riveted to the frame to explain how the hydraulic levers work. The electrical controls, on the operator panel, can be identified via printed adhesive film

SOFTWARE

Software for CPTm test

SIZE AND WEIGHT CPT+DP CONFIGURATION



A 1586 mm/62.5 inch

B 2417 mm/95.2 inch

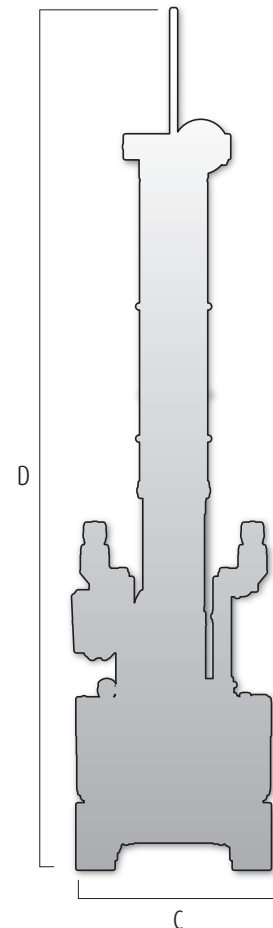
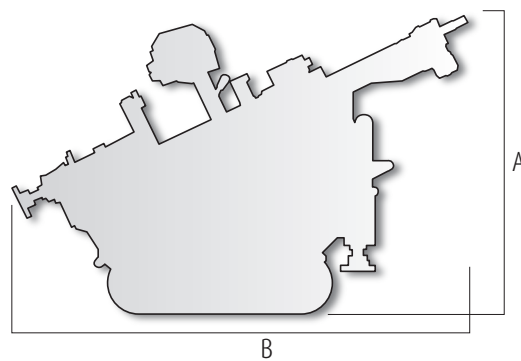
C 1030 mm/40.6 inch

D 4600 mm/181.1 inch


Weight without accessories 1000 kg/2205 pound

Soil pressure
(EN 16228-1:2014) 0.397 kg/cm² - 39.7 kPa
5.63 pound/in²

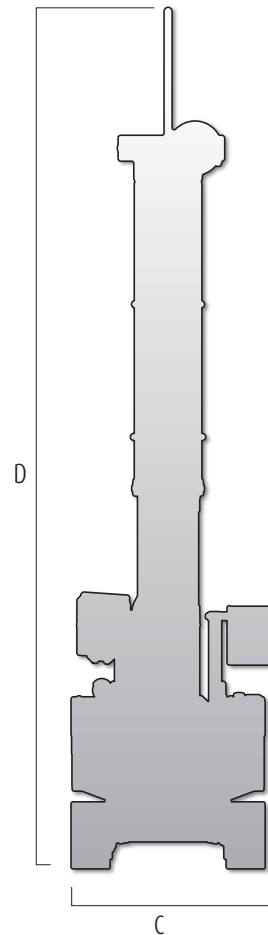
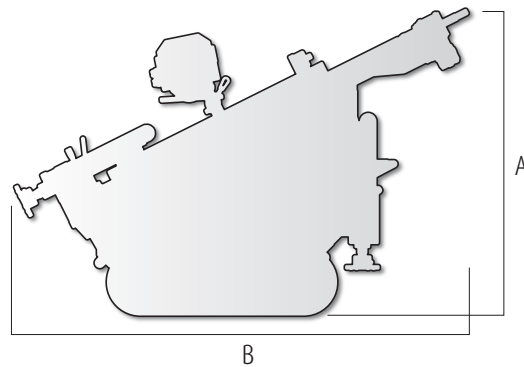
Soil pressure
(without accessories) 0.302 kg/cm² - 30.2 kPa
4.30 pound/in²



SIZE AND WEIGHT DP CONFIGURATION




A	1586 mm/62.5 inch
B	2417 mm/96.5 inch
C	1077 mm/42.4 inch
D	4600 mm/181.1 inch
Weight without accessories	900 kg/1984 pound
Soil pressure (EN 16228-1:2014)	0.365 kg/cm ² - 36.5 kPa 5.06 pound/in ²
Soil pressure (without accessories)	0.272 kg/cm ² - 27.2 kPa 3.87 pound/in ²



AVAILABLE ACCESSORIES

DS 44 SAMPLER




HELICAL ROD


available: \varnothing 63 x 750mm/1000mm
 \varnothing 100 x 750mm/1000mm



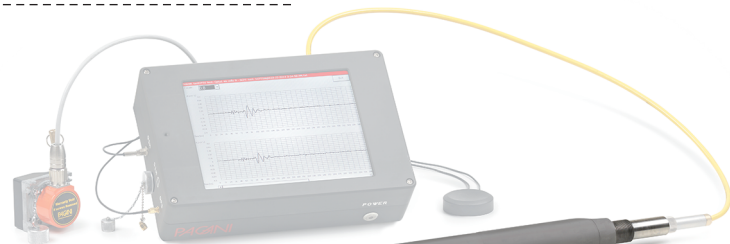
ROTARY HEAD



MANUAL SELECTOR (CPTm)



SEISMIC MODULE S3X (S-CPTu)



10 cm² PIEZOCONE (CPTu)

2 cm² PIEZOCONE (CPTu)





www.pagani-geotechnical.com

Pagani Geotechnical Equipment Srl
Loc. Campogrande 26, 29010 Calendasco (Piacenza) Italy
Tel: +39 0523 771535 - Fax: +39 0523 773449
info@pagani-geotechnical.com

Non-binding data, with right to make changes.

The diagrams may differ from the standard version.

The equipment may differ depending on which country it is being shipped to.

